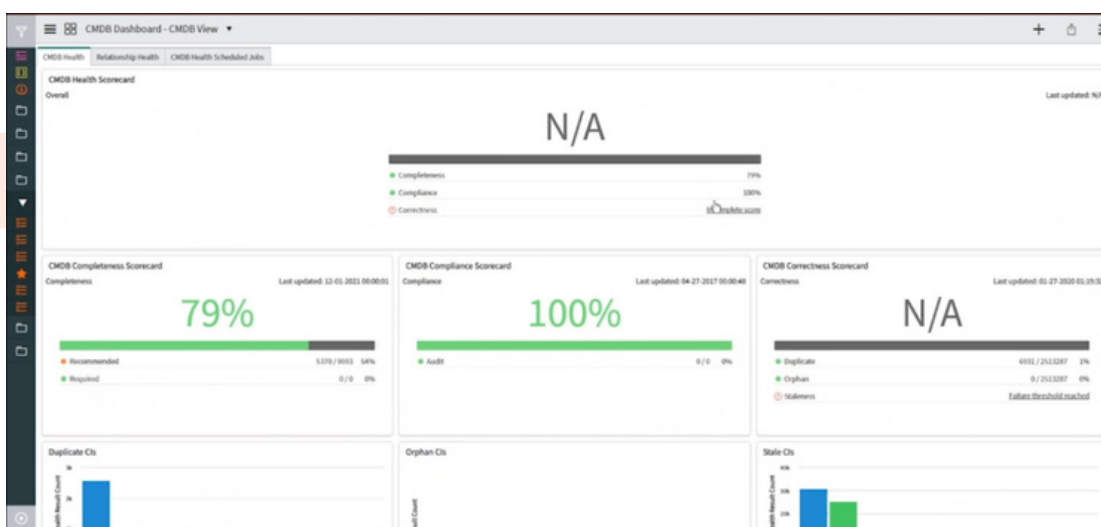


CMDB Health Accelerator Dashboards Preview



Why were these premium dashboards created?

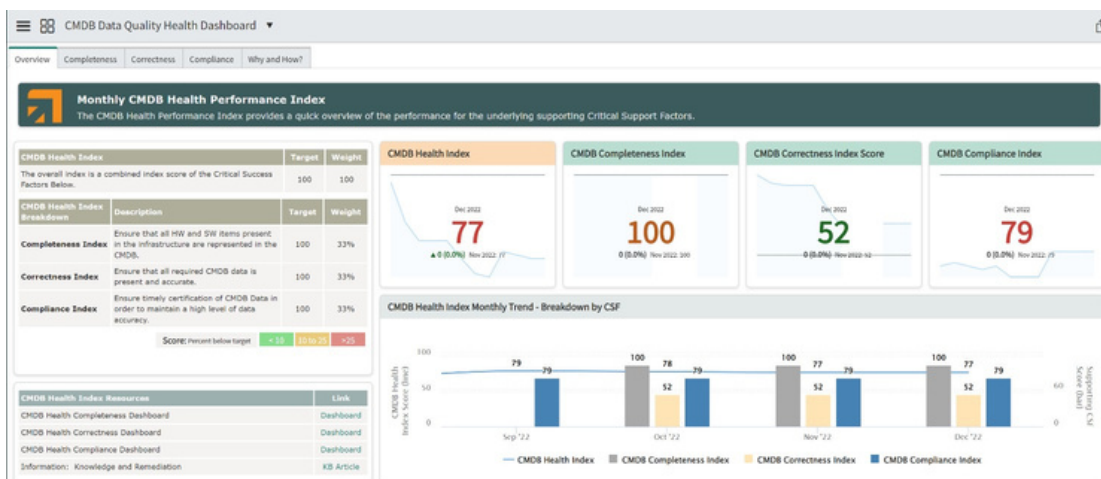
The OOTB Health Dashboards provide scores on the health of the CMDB, but they do not leverage the capabilities of Performance Analytics. They rely on custom tables and a lot of scripting that is not easy to work with unless your team has deep PA and scripting capabilities.



OOTB health dashboard overview showing the scores for Completeness and Compliance in this demo environment.

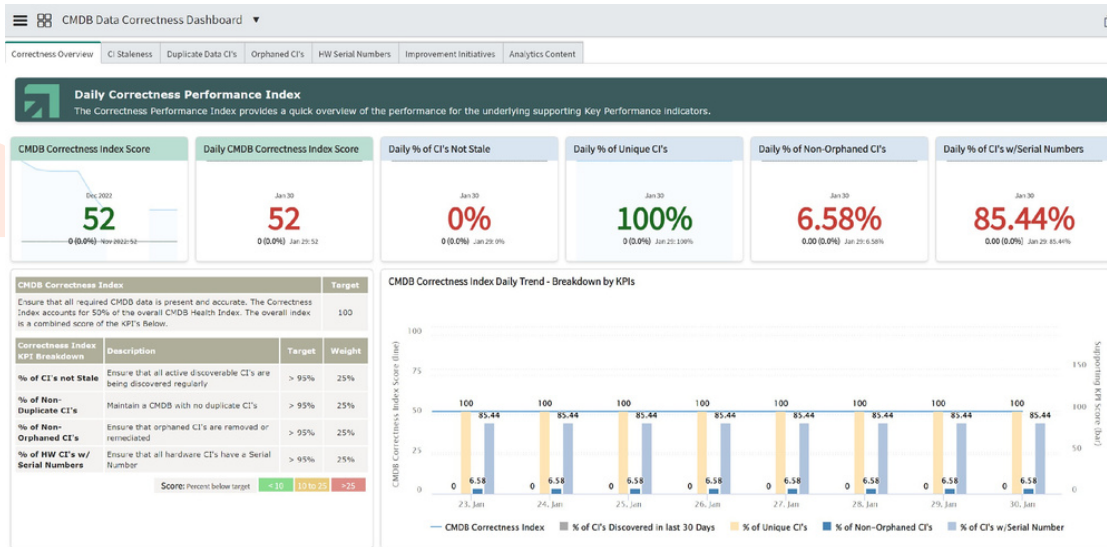
Getting a score on the health of your CMDB is a valuable metric, but it is incomplete if you cannot quickly and accurately identify the source of the signals that need to be addressed.

That is where the Health Accelerator Dashboards come in. They are built using the full capabilities of Performance Analytics so that your CMDB team can drill down all the specific indicators that are tracked so the source of any score deficiencies can be quickly identified.



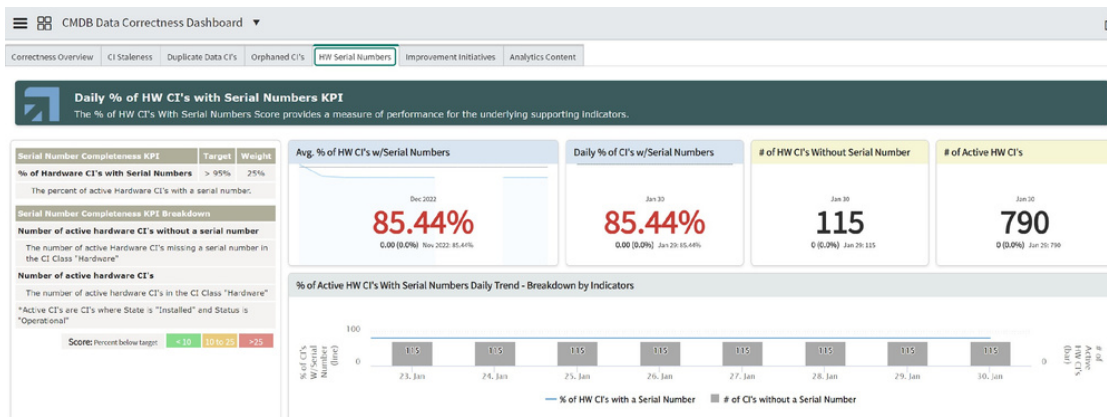
Executive View of the Overall Health of your CMDB, showing the trends.

For the operational leaders there is a different view that allows them to drill into the details to identify the root cause of CMDB Health problems.



Top level view of the Correctness Dashboard.

The index scores above track each of the 3 Critical Success Factors (CSF) for CMDB Health. Deeper, actionable insights are available for the KPI's that drive each CSF.



View of the details for the Completeness KPI: CI's with Serial Numbers.

Imagine having these actionable analytics for your entire CMDB Health. What could it do for your IRM, BCM, ITOM, ITSM and other processes?

Let us show you what is possible with your CMDB Health leveraging the power of Performance Analytics. Contact us today for more information!